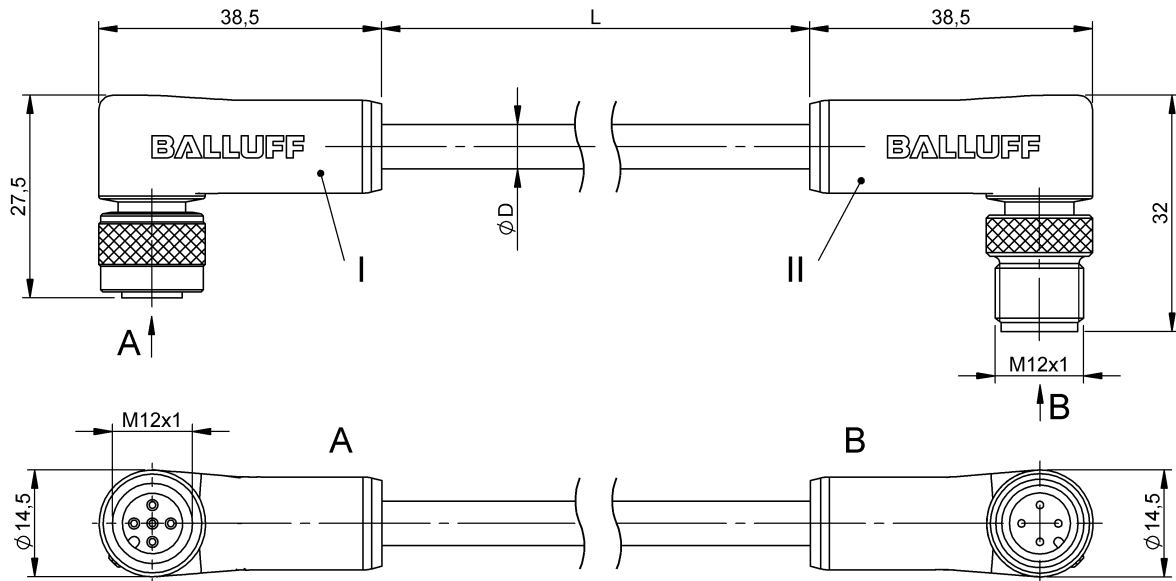


Double-Ended Cordsets  
**BCC M425-M424-3A-305-PS0434-070**  
**Order Code: BCC0MHR**

**BALLUFF**



**Basic features**

Approval/Conformity	CE cULus WEEE
---------------------	---------------------

**Electrical connection**

Bending radius min., fixed cable	5 x D
Bending radius min., flexible cable	10 x D
Cable	PUR Shielded black, 7 m, drag chain compatible
Cable diameter D	4.70 mm ±0.15 mm
Cable, bending cycles min.	2 mil.
Conductor cross-section	0.34 mm <sup>2</sup>
Connection 1	M12x1-Female, angled, 5-pin, A-coded
Connection 2	M12x1-Male, angled, 4-pin, A-coded
Number of conductors	4
System	Molded/Molded

**Electrical data**

Operating voltage U <sub>b</sub>	250 VDC / 250 VAC
Rated current (40 °C)	4.0 A

**Environmental conditions**

Cable temperature, drag chain	-25...60 °C
Cable temperature, fixed routing	-50...80 °C
Cable temperature, flexible routing	-25...80 °C
IP rating	IP67/IP67

**Interface**

Switching output	Complementary
------------------	---------------

**Material**

Cable jacket material, note	Shielded
Cable jacket, material	PUR
Cable shield	Copper braid, tin-plated
Material contact carrier	PUR/PUR
Material contacts	Bronze/Brass
Material cover nut	Brass nickel-plated/Brass nickel-plated
Material grip	PUR/PUR

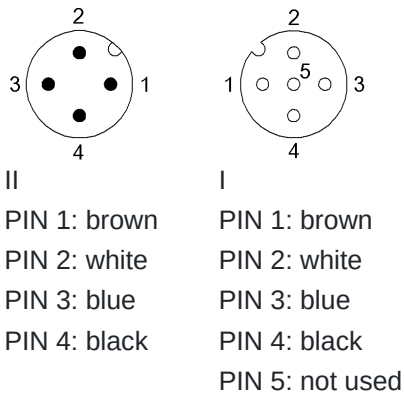
**Mechanical data**

Acceleration max., drag chain	5 m/s <sup>2</sup>
Cable jacket, color	black
Cable length L	7.00 m
Cable properties	drag chain compatible
Horizontal travel permitted, drag chain	5 m
Tightening torque pigtail	0.6 Nm/0.6 Nm
Traverse speed max., drag chain	200 m/min
Vertical travel permitted, drag chain	2 m

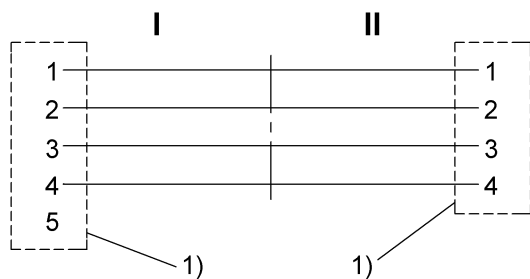
**Remarks**

Cable construction acc. to UL-AWM Style 20549  
 Halogen-free per DIN VDE 0472 Part 815  
 Silicone-free  
 Flame resistance per UL FT2  
 Enclosure rating per IEC 60529, only in screwed state with the associated mating piece.  
 360° shield on cover nut

**Connector Drawings**



**Wiring Diagrams**



1) Shield on cover nut